


BIFACIAL MODULE WITH DUAL GLASS

RS41-430~450NXG-E3



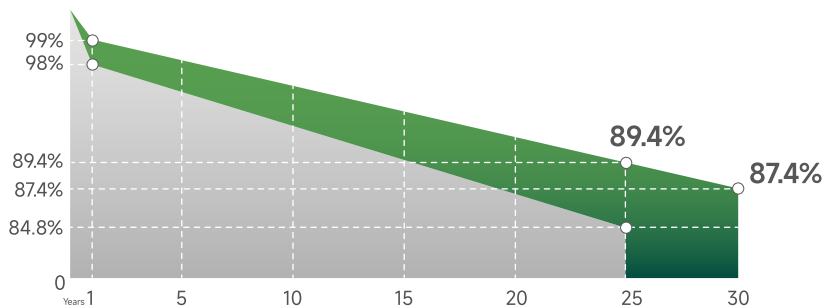
N-Type /Positive power tolerance of 0~+3%/Max module efficiency 23.04%

- Suitable for ground power plants and distributed projects
- Advanced module technology delivers superior module efficiency
 - Non destructive cutting · MBB half-cut
- Excellent power generation performance
 - Excellent IAM and Weak light response · Low temperature ratings
 - 0.40% linear Power decline
- High module quality ensures long-term reliability
 - Strict selected material · Advanced technology · Leading standard
- Ultra-hydrophilic self-cleaning coating techniques
- Enhanced Mechanical Load
 - Mechanical performance up to 5400pa positive load and 2400pa negative load



Complete System and IEC Product Certification

IEC 61215(2016), IEC 61730(2016) ISO9001:
2015:Quality Management System ISO14001:
2015:Environment Management System
ISO45001:2018:Occupational Health and Safety Management System

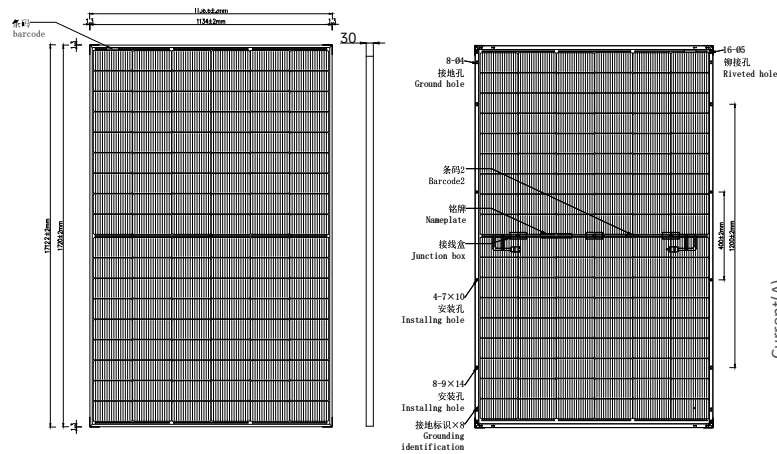


30-Year Excess Linear Power Output Warranty

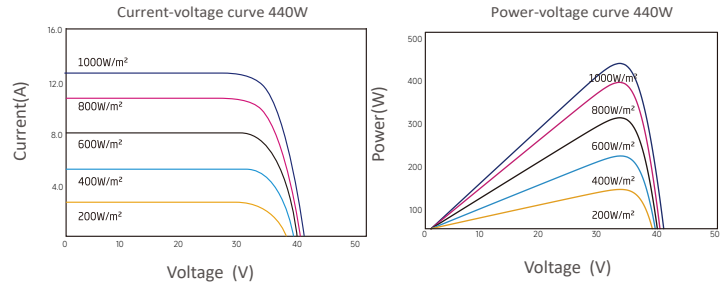


RS41-430~450NXG-E3

BIFACIAL MODULE WITH DUAL GLASS



Drawing Only for Reference



Electrical Characteristics STC	RS41-430NXG-E3	RS41-435NXG-E3	RS41-440NXG-E3	RS41-445NXG-E3	RS41-450NXG-E3
Maximum Power (Pmax)	430W	435W	440W	445W	450W
Power Tolerance	0~+5W	0~+5W	0~+5W	0~+5W	0~+5W
Module Efficiency	22.02%	22.28%	22.53%	22.79%	23.04%
Maximum Power Current (Imp)	13.10A	13.17A	13.24A	13.31A	13.38A
Maximum Power Voltage (Vmp)	32.82V	33.03V	33.23V	33.43V	33.63V
Short Circuit Current (Isc)	13.61A	13.69A	13.77A	13.85A	13.93A
Open Circuit Voltage (Voc)	39.74V	39.97V	40.19V	40.42V	40.63V

Values at Standard Test Conditions STC(AM1.5, Irradiance 1000W/m², Cell Temperature25°C)

Electrical Characteristics NOCT	RS41-430NXG-E3	RS41-435NXG-E3	RS41-440NXG-E3	RS41-445NXG-E3	RS41-450NXG-E3
Maximum Power (Pmax)	326W	330W	334W	338W	342W
Maximum Power Current (Imp)	10.68A	10.74A	10.81A	10.87A	10.93A
Maximum Power Voltage (Vmp)	30.53V	30.72V	30.91V	31.09V	31.28V
Short Circuit Current (Isc)	11.27A	11.35A	11.42A	11.49A	11.57A
Open Circuit Voltage (Voc)	37.36V	37.57V	37.78V	37.99V	38.20V

NOCT, Irradiance of 800W/m², AM1.5, Ambient Temperature 20 °C, wind Speed 1m/s.

Electrical Characteristics with 10% rear side power gain	RS41-430NXG-E3	RS41-435NXG-E3	RS41-440NXG-E3	RS41-445NXG-E3	RS41-450NXG-E3
Maximum Power (Pmax)	473W	479W	484W	490W	495W
Maximum Power Current (Imp)	14.41A	14.49A	14.56A	14.64A	14.72A
Maximum Power Voltage (Vmp)	32.82V	33.03V	33.23V	33.43V	33.63V
Short Circuit Current (Isc)	14.97A	15.06A	15.15A	15.24A	15.32A
Open Circuit Voltage (Voc)	39.74V	39.97V	40.19V	40.42V	40.63V

Mechanical Characteristics	
Cell Type	Mono N-Type,108(6×18) Half-Cut cells
Glass	2mm+2mm,High Transmission,Low Iron,Semi-tempered glass
Frame	Anodized Aluminum Alloy
Junction Box	IP68 Rated
Dimension	1722x1134x30mm
Output Cable	4mm2(EU),300mm,length can be customized
Weight	24.5kg
Connector	MC4 Compatible

Packing Information	
Container	40' HQ
Pallets per Container	26
Pieces per Container	962

Characteristics	
Temperature Coefficient of Voc	-0.25%/°C
Temperature Coefficient of Isc	+0.045%/°C
Temperature Coefficient of Pmax	-0.29%/°C
Nominal Operating Cell Temperature(NOCT)	43±2°C
Fire Performance	IEC Class C

Remark:Electrical data in this catalog do not refer to a single module and they are not part of the offer.They only serve for comparison among different module types.

Maximum Ratings	
Operatinh Temperature	-40°C~+85°C
Maximum System Voltage	1500VDC
Maximum Series Fuse Rating	30A

